
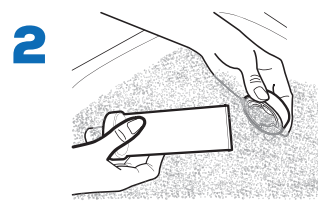


Cleaning your Spacer

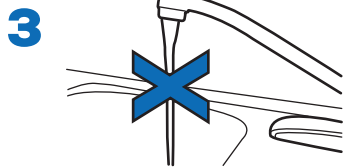
Every Week



1 **Remove** the rubber end (where your MDI fits) and mouthpiece (if removable)




2 **Soak** the spacer pieces in a sink of warm water using a drop of mild dish soap. Gently shake both pieces back and forth. Do not use a cloth inside the chamber.



3 **Rinsing** is not recommended since damage to the valve may occur.



4 **Shake** the spacer pieces to remove water.



5 **Air dry** the spacer pieces in a vertical position. Do not dry with towels.



The average life span of a spacer is one year, or as long as the valve remains flexible and closed and no other part of the spacer is damaged.

- ! 24/7/365 Emergency Support
- ☎ Toll Free: 1-855-672-6262
- ➔ CareicaHealth.com/oxygen